



Fruit Juice (Apple, Plum and Peach) Processing Plant.


Fruit Juice Factory & Production.

Profitable Business Idea

Introduction

Apple is one of the oldest fruits cultivated in the world. Apple is considered to be the healthiest and the most versatile fruit. This marvelous fruit, originating from Central Asia, is extensively cultivated around the globe. China comes first in the list of the top producers of apple, while USA secures the second place.





The most common types of apples are red apples, pinky lady apples, gala apples, Jonagold, golden delicious apples, Fuji apples etc. These all are equally beneficial for human health.

Apple juice is the wonderful healthiest juice to keep you away from diseases and ailments. Apple is grown across the world and equally cherish by the people due to its delicious, enriched nutrient facts and incredible health benefits.

Plum juice is able to provide you with a good boost of numerous vitamins, minerals, and nutrients. In juice form, plums can help treat a wide range of medical conditions such as macular degeneration, indigestion, diabetes, and osteoporosis, among others. Plum and plum juice is very good for the intestinal function.



They promote the digestive health and regulate good digestion. Plum is a natural laxative. Plum juice is a very good remedy for the constipation. Dried plum is also used to get rid of constipation.



Peach juice has been a beloved health drink for thousands of years and remained popular because of its rich supply of antioxidants, vitamins and minerals, in addition to its sweet and refreshing taste.

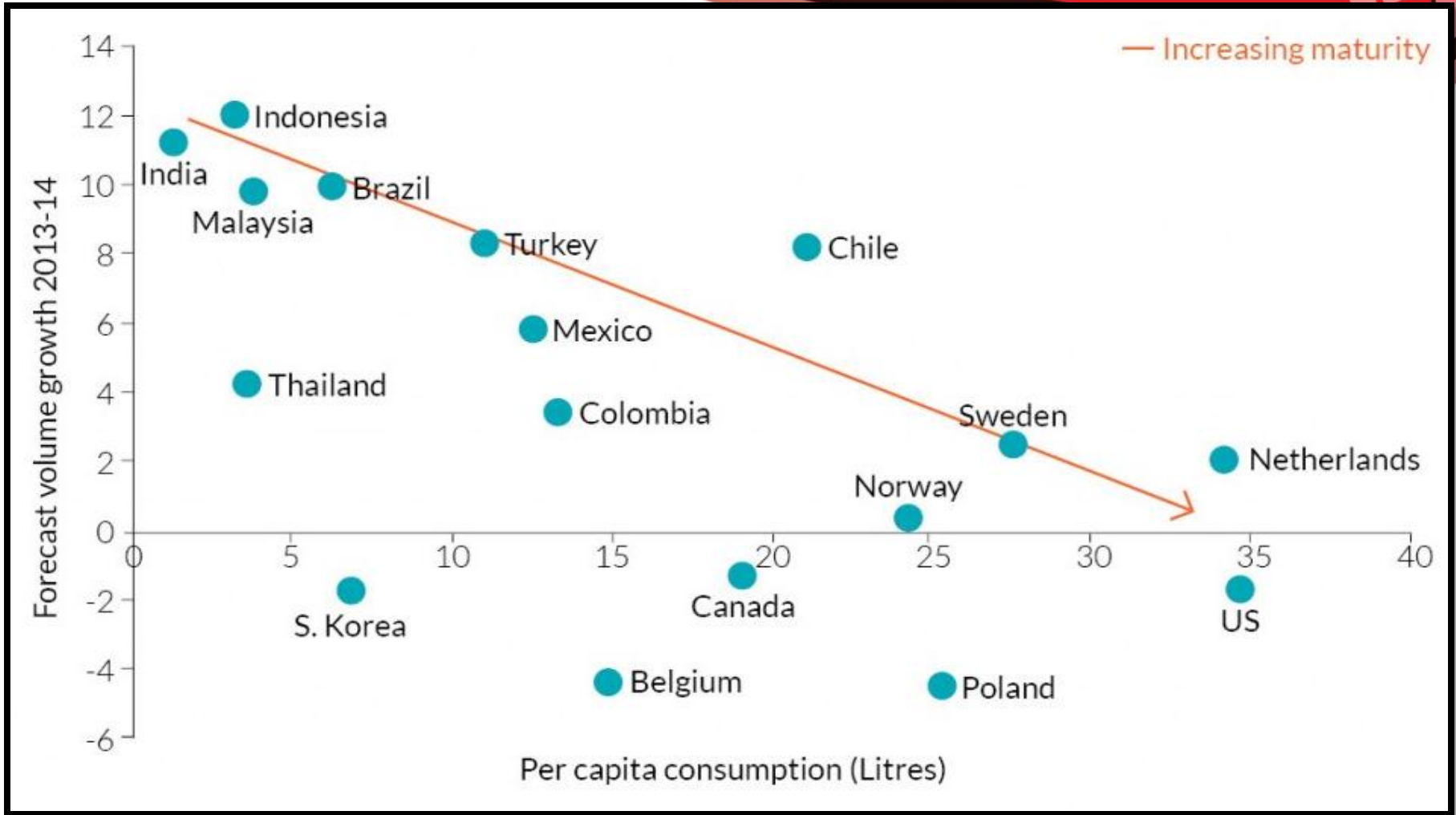


Market Outlook

The fruit juice market is one of the fastest growing categories in the beverages segment growing at a CAGR of over 25- 30 per cent over the past decade. The Indian packaged juices market is valued at Rs 1,100 crore (\$200 million) and is projected to grow at a CAGR of ~15 per cent over the next three years. India is known to be a fruit basket of the world and has been considered as the second largest producer of fruits after China.

The global consumption of fruit juice accounts for 38.9 billion litres, in 2015. The global fruit juice market is accounted for USD 82.4 billion in 2015 and expected to expand at compound annual growth rate of 3.4% over the forecast period. Further, the market is anticipated to reach USD 110.2 billion by the end of 2024.

Global Juice Market 2014



Fruit Juices and Concentrates

Demand : Past and Future

Year	(Rs. in Billion)
1990-91	0.22
2000-01	5.75
2001-02	6.25
2002-03	7.75
2003-04	9.10
2004-05	10.70
2005-06	12.75
2006-07	15.25
2007-08	18.00
2008-09	20.75
2009-10	24.00
2010-11	27.45
2011-12	31.10
2012-13	35.00
2013-14	37.50
2014-15	43.00
2015-16	46.87
2016-17	51.09
2017-18	55.69
2018-19	60.70
2019-20	66.16
2024-25	99.48

The fruit juice industry has made good progress in India. The Indian market for fruit juices has reported an annual growth of 25-30%.

The Indian juice industry was pegged at US\$3.5 billion in 2012 and is estimated to reach US\$21.14 billion by 2018. The per capita consumption of fruit juice-based beverage is 45 litre in Germany, 42.5 litre in Switzerland and 39 litre in the US. In India, the per capita consumption is just 20 ml, which is negligible compared to other countries. Hence, there exists huge untapped potential in this segment. Shift in consumer preference towards non-carbonated fruit beverages.

Few Indian Major Players are as under

- **Parle Agro**
- **Mother Dairy**
- **Foods & Inns**
- **Dynamix Dairy**
- **Capricorn Food**

Project at a Glance

PROJECT AT A GLANCE

(` in lacs)

COST OF PROJECT				MEANS OF FINANCE			
Particulars	Existing	Proposed	Total	Particulars	Existing	Proposed	Total
Land & Site Development Exp.	0.00	10.00	10.00	Capital	0.00	141.28	141.28
Buildings	0.00	236.00	236.00	Share Premium	0.00	0.00	0.00
Plant & Machineries	0.00	98.94	98.94	Other Type Share Capital	0.00	0.00	0.00
Motor Vehicles	0.00	20.00	20.00	Reserves & Surplus	0.00	0.00	0.00
Office Automation Equipments	0.00	63.50	63.50	Cash Subsidy	0.00	0.00	0.00
Technical Knowhow Fees & Exp.	0.00	35.00	35.00	Internal Cash Accruals	0.00	0.00	0.00
Franchise & Other Deposits	0.00	0.00	0.00	Long/Medium Term Borrowings	0.00	423.85	423.85
Preliminary & Pre-operative Exp	0.00	5.00	5.00	Debentures / Bonds Unsecured	0.00	0.00	0.00
Provision for Contingencies	0.00	9.50	9.50	Loans/Deposits	0.00	0.00	0.00
Margin Money - Working Capital	0.00	87.19	87.19				
TOTAL	0.00	565.14	565.14	TOTAL	0.00	565.14	565.14

Project at a Glance

Year	Annualised		Book Value	Debt	Dividend	Retained Earnings		Payout	Probable Market Price	P/E Ratio	Yield Price/Book Value
	EPS	CEPS				Per Share	Per Share				
					Per Share	%		%		No.of Times	%
1-2	5.16	8.92	15.16	24.00	0.00	100.00	5.16	0.00	5.16	1.00	0.00
2-3	8.59	11.93	23.75	18.00	0.00	100.00	8.59	0.00	8.59	1.00	0.00
3-4	11.97	14.94	35.72	12.00	0.00	100.00	11.97	0.00	11.97	1.00	0.00
4-5	15.18	17.83	50.90	6.00	0.00	100.00	15.18	0.00	15.18	1.00	0.00
5-6	18.22	20.59	69.12	0.00	0.00	100.00	18.22	0.00	18.22	1.00	0.00

Project at a Glance

Year	D. S. C. R.			Debt / - Deposits Debt	Equity as- Equity	Total Net Worth	Retur n on Net Worth	Profitability Ratio					Assets Turnov er Ratio	Curre nt Ratio
	Individu al	Cumulati ve	Overall					GPM	PBT	PAT	Net Contrib ution	P/V Ratio		
	(Number of times)			(Number of times)		%	%	%	%	%	%			
Initial				3.00	3.00									
1-2	1.31	1.31		1.58	1.58	3.82		6.46%	3.06%	2.06%	725.59	20.50 %	3.54	1.08
2-3	1.69	1.49		0.76	0.76	2.40		7.48%	4.55%	2.94%	827.73	20.04 %	3.71	1.20
3-4	2.13	1.69	2.12	0.34	0.34	1.58		8.18%	5.61%	3.58%	945.53	20.03 %	3.69	1.36
4-5	2.65	1.90		0.12	0.12	1.10		8.65%	6.37%	4.04%	1063.3 3	20.03 %	3.57	1.53
5-6	3.26	2.12		0.00	0.00	0.80		8.95%	6.90%	4.36%	1181.1 3	20.02 %	3.39	1.91




Project at a Glance

BEP	
BEP - Maximum Utilisation Year	5
Cash BEP (% of Installed Capacity)	62.45%
Total BEP (% of Installed Capacity)	65.28%
IRR, PAYBACK and FACR	
Internal Rate of Return .. (In %age)	29.63%
Payback Period of the Project is (In Years)	2 Years 3 Months
Fixed Assets Coverage Ratio (No. of times)	22.503

Major Queries/Questions Answered in the Report?

- 1. What is Fruit Juice (Apple, Plum and Peach) industry ?**
- 2. How has the Fruit Juice (Apple, Plum and Peach)industry performed so far and how will it perform in the coming years ?**
- 3. What is the Project Feasibility of Fruit Juice (Apple, Plum and Peach)Plant ?**
- 4. What are the requirements of Working Capital for setting up Fruit Juice (Apple, Plum and Peach)plant ?**

- 5. What is the structure of the Fruit Juice (Apple, Plum and Peach) Business and who are the key/major players ?**
- 6. What is the total project cost for setting up Fruit Juice (Apple, Plum and Peach) plant ?**
- 7. What are the operating costs for setting up Fruit Juice (Apple, Plum and Peach) plant ?**
- 8. What are the machinery and equipment requirements for setting up Fruit Juice (Apple, Plum and Peach) plant ?**

- 
- 9. Who are the Suppliers and Manufacturers of Plant & Machinery for setting up Fruit Juice (Apple, Plum and Peach) plant ?**
 - 10. What are the requirements of raw material for setting up Fruit Juice (Apple, Plum and Peach) plant ?**
 - 11. Who are the Suppliers and Manufacturers of Raw materials for setting up Fruit Juice (Apple, Plum and Peach) plant ?**
 - 12. What is the Manufacturing Process Fruit Juice (Apple, Plum and Peach)?**

- 13. What is the total size of land required for setting up Fruit Juice (Apple, Plum and Peach) plant ?**
- 14. What will be the income and expenditures for Fruit Juice (Apple, Plum and Peach) plant ?**
- 15. What are the Projected Balance Sheets of Fruit Juice (Apple, Plum and Peach) plant ?**
- 16. What are the requirement of utilities and overheads for setting up Fruit Juice (Apple, Plum and Peach) plant?**
- 17. What is the Built up Area Requirement and cost for setting up Fruit Juice (Apple, Plum and Peach) Business?**

18. What are the Personnel (Manpower) Requirements for setting up Fruit Juice (Apple, Plum and Peach) Business?

19. What are Statistics of Import & Export for Fruit Juice?

20. What is the time required to break-even of Fruit Juice (Apple, Plum and Peach)?

21. What is the Break-Even Analysis of Fruit Juice (Apple, Plum and Peach) plant?

22. What are the Project financials of Fruit Juice (Apple, Plum and Peach) plant?

- 23. What are the Profitability Ratios of Fruit Juice (Apple, Plum and Peach) plant?**
- 24. What is the Sensitivity Analysis-Price/Volume of Fruit Juice (Apple, Plum and Peach) plant?**
- 25. What are the Projected Pay-Back Period and IRR of Fruit Juice (Apple, Plum and Peach) plant?**
- 26. What is the Process Flow Sheet Diagram of a Fruit Juice (Apple, Plum and Peach) project?**



27. What are the Market Opportunities for setting up Fruit Juice (Apple, Plum and Peach) plant?

28. What is the Market Study and Assessment for setting up Fruit Juice (Apple, Plum and Peach) plant?

29. What is the Plant Layout for setting up Fruit Juice (Apple, Plum and Peach)Business?

Table of Contents of the Project Report



1. PROJECT PROFILE

1.1. DISTRICT PROFILE & GEOTECHNICAL SITE CHARACTERIZATION

- 1.1.1. General
- 1.1.2. Administration
- 1.1.3. Demographics
- 1.1.4. Geography
- 1.1.5. Map
- 1.1.6. Economy
- 1.1.7. Transport

1.2. PROJECT LOCATION

- 1.2.1. Site Location
- 1.2.2. Proposed Location Advantages
- 1.2.3. Raw Material Availability

1.3. ABOUT THE PROMOTERS

1.4. PROMOTERS BACKGROUND

2. PROJECT OBJECTIVE

3. INTRODUCTION

4. HEALTH BENEFITS OF FRUITS

4.1. APPLE

4.2. HEALTH BENEFITS OF APPLE

4.3. PEACH

4.4. HEALTH BENEFITS OF PEACHES

4.5. PLUMS

4.6. HEALTH BENEFITS OF PLUMS

4.7. NUTRITIONAL VALUES OF RAW FRUITS

4.8. APPLE

4.9. PEACH

5. PLUM

6. NUTRITIONAL VALUES OF FRUIT JUICE

- 6.1. APPLE JUICE
- 6.2. PEACH JUICE

7. PLUM JUICE

8. GENERAL COMMENTS ON FRUIT JUICE PROCESSING

- 8.1. PROCESSING OF FLESHY FRUITS
- 8.2. EXTRACTION OF CITRUS JUICES

9. JUICE PROCESSING

- 9.1. JUICE CONCENTRATION, BY EVAPORATION
- 9.2. FRUIT JUICE CONCENTRATION PROCESS DIAGRAM
- 9.3. JUICE CONCENTRATION, BY FREEZE-CONCENTRATION

10. QUALITY CONSIDERATIONS

11. GENERAL JUICE MANUFACTURE PRINCIPLES

- 11.1. UNIT OPERATIONS APPLIED TO JUICE
- 11.2. GENERALIZED JUICE FLOW SCHEME
- 11.3. ANALYSIS UPON DELIVERY IS THE BASIS FOR PAYMENT
- 11.4. A WORD OF CAUTION REGARDING PROCESSING SYSTEMS

12. B.I.S SPECIFICATION

- 12.1. IS B8123: 1976 CODE FOR HYGIENIC CONDITIONS FOR SALE OF CUT FRUITS, FRUIT JUICE AND FRUIT SALAD (BI-LINGUAL) CODE OF PRACTICE 2013
- 12.2. IS 7732 : 2003 APPLE JUICE PRESERVED EXCLUSIVELY BY PHYSICAL MEANS FIRST PRODUCT SPECIFICATION 2013

13. MARKET SURVEY

- 13.1. GLOBAL JUICE MARKET: TRENDS AND OPPORTUNITIES
- 13.2. GLOBAL JUICE MARKET: REGIONAL OUTLOOK
- 13.3. PLAYERS & BRANDS
- 13.4. MANGO FRUIT & JUICE
- 13.5. FRUITS BEVERAGES
- 13.6. NEWLY EMERGING INDICATORS
- 13.7. FRUIT JUICES AND CONCENTRATES
- 13.8. LEAD PLAYERS
- 13.9. MARKET SEGMENTATION
- 13.10. SQUASHES AND SYRUPS
- 13.11. MARKET STRUCTURE

14. EXPORT & IMPORT: ALL COUNTRIES

- 14.1. EXPORT: ALL COUNTRIES
- 14.2. IMPORT: ALL COUNTRIES

15. FINANCIALS & COMPARISON OF MAJOR INDIAN PLAYERS/COMPANIES

- 15.1. ABOUT FINANCIAL STATEMENTS OF CMIE DATABASE
- 15.2. PROFITS & APPROPRIATIONS
- 15.3. TOTAL LIABILITIES
- 15.4. TOTAL ASSETS
- 15.5. NET CASH FLOW FROM OPERATING ACTIVITIES
- 15.6. SECTION – I
 - 15.6.1. Name of Company with Contact Details
 - 15.6.2. Name of Director(s)
 - 15.6.3. Plant Capacity
 - 15.6.4. Location of Plant
 - 15.6.5. Name of Raw Material (s) Consumed With Quantity & Cost
- 15.7. SECTION – II
 - 15.7.1. Assets
 - 15.7.2. Cash Flow

- 15.7.3. Cost as % Ge of Sales
- 15.7.4. Forex Transaction
- 15.7.5. Growth in Assets & Liabilities
- 15.7.6. Growth in Income & Expenditure
- 15.7.7. Income & Expenditure
- 15.7.8. Liabilities
- 15.7.9. Liquidity Ratios
- 15.7.10. Profitability Ratio
- 15.7.11. Profits
- 15.7.12. Return Ratios
- 15.7.13. Structure of Assets & Liabilities (%)
- 15.7.14. Working Capital & Turnover Ratios

16. EXPORT & IMPORT STATISTICS DATA OF INDIA

- 16.1. EXPORT STATISTICS DATA FOR APPLE JUICE
- 16.2. IMPORT STATISTICS DATA FOR APPLE JUICE
- 16.3. EXPORT STATISTICS DATA FOR PEACH JUICE
- 16.4. IMPORT STATISTICS DATA FOR PEACH JUICE

17. PRESENT MANUFACTURERS

18. MANUFACTURING PROCESS

- 18.1. ACCEPTANCE OF RAW MATERIAL
- 18.2. FRUIT PULP PREPARATION AND PROCESSING

19. PROCESS FLOW DIAGRAM

20. COLD-PRESSED JUICE PROCESS

- 20.1. HIGH PRESSURE PROCESSING
- 20.2. ASEPTIC PACKAGING FOR FRUIT JUICE
- 20.3. CONCEPT OF JUICE PROCESSING PLANT

21. PACKAGING TECHNOLOGY IN FRUIT JUICE INDUSTRY

- 21.1. ASEPTIC PACKAGING
- 21.2. TETRA PACKAGING
- 21.3. LAYERS OF ASEPTIC CARTON PACKAGE
- 21.4. PET BOTTLE PACKAGING
- 21.5. SPOUT PACKAGING
- 21.6. CANNING PACKAGING

22. FOOD SAFETY REQUIREMENTS & STANDARD REQUIRED FOR CONSTRUCTING FRUIT PROCESSING UNIT

23. WASTE COLLECTION & MANAGEMENT PROCEDURES

- 23.1. MAJOR WASTE GENERATING ACTIVITIES
- 23.2. WASTE MANAGEMENT PRACTICES
- 23.3. ZERO EMISSIONS SYSTEMS CONCEPTS

24. POLLUTION PREVENTION AND CONTROL

25. SUPPLIERS OF PLANT & MACHINERY

26. SUPPLIERS OF RAW MATERIAL

27. PHOTOGRAPHS/IMAGES FOR REFERANCES

27.1. RAW MATERIAL PHOTOGRAPHS

27.2. MACHINERY PHOTOGRAPHS

27.3. PRODUCT PHOTOGRAPH

28. PLANT LAYOUT

29. QUOTATION OF PLANT, MACHINERY AND EQUIPMENTS FROM SUPPLIER

Project Financials

Project at a Glance	Annexure
• Assumptions for Profitability workings	1
• Plant Economics.....	2
• Production Schedule.....	3
• Land & Building.....	4
Factory Land & Building	
Site Development Expenses	

- **Plant & Machinery.....5**
 - Indigenous Machineries**
 - Other Machineries (Miscellaneous, Laboratory etc.)**

- **Other Fixed Assets.....6**
 - Furniture & Fixtures**
 - Pre-operative and Preliminary Expenses**
 - Technical Knowhow**
 - Provision of Contingencies**

- **Working Capital Requirement Per Month.....7**
 - Raw Material**
 - Packing Material**
 - Lab & ETP Chemical Cost**
 - Consumable Store**

- **Overheads Required Per Month and Per Annum.....8**
Utilities & Overheads (Power, Water and Fuel Expenses etc.)
Royalty and Other Charges
Selling and Distribution Expenses

- **Salary and Wages9**

- **Turnover Per Annum10**

- **Share Capital.....11**
Equity Capital
Preference Share Capital



- **Annexure 1 :: Cost of Project and Means of Finance**
- **Annexure 2 :: Profitability and Net Cash Accruals**
 - **Revenue/Income/Realisation**
 - **Expenses/Cost of Products/Services/Items**
 - **Gross Profit**
 - **Financial Charges**
 - **Total Cost of Sales**
 - **Net Profit After Taxes**
 - **Net Cash Accruals**

- **Annexure 3 :: Assessment of Working Capital requirements**
 - **Current Assets**
 - **Gross Working Capital**
 - **Current Liabilities**
 - **Net Working Capital**
 - **Working Note for Calculation of Work-in-process**
- **Annexure 4 :: Sources and Disposition of Funds**

- **Annexure 5 :: Projected Balance Sheets**

- **ROI (Average of Fixed Assets)**
- **RONW (Average of Share Capital)**
- **ROI (Average of Total Assets)**

- **Annexure 6 :: Profitability Ratios**

- **D.S.C.R**
- **Earnings Per Share (EPS)**
- **Debt Equity Ratio**

• **Annexure 7 :: Break-Even Analysis**

- **Variable Cost & Expenses**
- **Semi-Variable/Semi-Fixed Expenses**
- **Profit Volume Ratio (PVR)**
- **Fixed Expenses / Cost**
- **B.E.P**

• Annexure 8 to 11 :: Sensitivity Analysis-Price/Volume

- Resultant N.P.B.T
- Resultant D.S.C.R
- Resultant PV Ratio
- Resultant DER
- Resultant ROI
- Resultant BEP

- **Annexure 12 :: Shareholding Pattern and Stake Status**
 - **Equity Capital**
 - **Preference Share Capital**
- **Annexure 13 :: Quantitative Details-Output/Sales/Stocks**
 - **Determined Capacity P.A of Products/Services**
 - **Achievable Efficiency/Yield % of Products/Services/Items**
 - **Net Usable Load/Capacity of Products/Services/Items**
 - **Expected Sales/ Revenue/ Income of Products/ Services/ Items**

- **Annexure 14** :: **Product wise Domestic Sales Realisation**
- **Annexure 15** :: **Total Raw Material Cost**
- **Annexure 16** :: **Raw Material Cost per unit**
- **Annexure 17** :: **Total Lab & ETP Chemical Cost**
- **Annexure 18** :: **Consumables, Store etc.**
- **Annexure 19** :: **Packing Material Cost**
- **Annexure 20** :: **Packing Material Cost Per Unit**

- **Annexure 21** :: **Employees Expenses**
- **Annexure 22** :: **Fuel Expenses**
- **Annexure 23** :: **Power/Electricity Expenses**
- **Annexure 24** :: **Royalty & Other Charges**
- **Annexure 25** :: **Repairs & Maintenance**

Expenses

- **Annexure 26** :: **Other Manufacturing Expenses**
- **Annexure 27** :: **Administration Expenses**
- **Annexure 28** :: **Selling Expenses**

- **Annexure 29 :: Depreciation Charges – as per Books (Total)**
- **Annexure 30 :: Depreciation Charges – as per Books (P & M)**
- **Annexure 31 :: Depreciation Charges - as per IT Act WDV (Total)**
- **Annexure 32 :: Depreciation Charges - as per IT Act WDV (P & M)**
- **Annexure 33 :: Interest and Repayment - Term Loans**
- **Annexure 34 :: Tax on Profits**
- **Annexure 35 :: Projected Pay-Back Period and IRR**

Reasons for Buying our Report:

- **This report helps you to identify a profitable project for investing or diversifying into by throwing light to crucial areas like industry size, market potential of the product and reasons for investing in the product**
- **This report provides vital information on the product like it's characteristics and segmentation**
- **This report helps you market and place the product correctly by identifying the target customer group of the product**

- **This report helps you understand the viability of the project by disclosing details like machinery required, project costs and snapshot of other project financials**
- **The report provides a glimpse of government regulations applicable on the industry**
- **The report provides forecasts of key parameters which helps to anticipate the industry performance and make sound business decisions**

Our Approach:

- **Our research reports broadly cover Indian markets, present analysis, outlook and forecast for a period of five years.**
- **The market forecasts are developed on the basis of secondary research and are cross-validated through interactions with the industry players**
- **We use reliable sources of information and databases. And information from such sources is processed by us and included in the report**

Scope of the Report

The report titled “Market Survey cum Detailed Techno Economic Feasibility Report on Fruit Juice (Apple, Plum and Peach) Processing Plant. Fruit Juice Factory & Production. Profitable Business Idea” provides an insight into the Fruit Juice (Apple, Plum and Peach) market in India with focus on uses and applications, Manufacturing Process, Process Flow Sheets, Plant Layout and Project Financials of Fruit Juice (Apple, Plum and Peach)project. The report assesses the market sizing and growth of the Indian Fruit Juice (Apple, Plum and Peach)Industry. While expanding a current business or while venturing into new business, entrepreneurs are often faced with the dilemma of zeroing in on a suitable product/line. And before diversifying/venturing into any product, they wish to study the following aspects of the identified product:

- **Good Present/Future Demand**
- **Export-Import Market Potential**
- **Raw Material & Manpower Availability**
- **Project Costs and Payback Period**

We at NPCCS, through our reliable expertise in the project consultancy and market research field, have demystified the situation by putting forward the emerging business opportunity in the Fruit Juice (Apple, Plum and Peach) sector in India along with its business prospects. Through this report we have identified Fruit Juice (Apple, Plum and Peach) project as a lucrative investment avenue.

How to Make Fresh Apple Juice, Apple Juice Production, Production of Apple Juice, How Apple Juice is Made, Fruit Juice Factory & Production, Apple Juice Plant, Apple Juice Processing, Apple Juice Manufacturing Process, Apple Juice Processing Plant, Fruit Juice Processing Plant, Apple Juice Manufacturing, Production of Apple Juice, Processing of Apple Juice, Steps to Making Apple Juice, How to Prepare Apple Juice, Making Apple Juice, Apple Juice Making Process, How is Apple Juice Made in a Factory, How is Apple Juice Made Commercially, How to Start Fruit Juice Business, How to Start and Run Successful Juicing Business, Starting Fruit Juice Business, How to Start Fresh Juice Business, Fruit Juice Business Plan, How to Start Fruit Juice Business in India, How to Make Plum Juice, Producing Plum Juice, Plum Juice Processing Plant, Plum Juice Manufacturing, Production of Plum Juice, Processing of Plum Juice, Steps to Making Plum Juice, How to Prepare Plum Juice, Making Plum Juice, Plum Juice Making Process, How is Plum Juice Made in Factory, How is Plum Juice Made Commercially, How to Start Plum Juice Business, Starting Plum Juice Business, How to Make Peach Juice, Peach Juice, Processing for Peach Juice, Production of Peach Juice,

Peach Juice Production, Fruit Juice Production, Juice and Fruit Processing, Juice Production, Peach Juice Production project ideas, Projects on Small Scale Industries, Small scale industries projects ideas, Apple Juice Processing Based Small Scale Industries Projects, Project profile on small scale industries, How to Start Apple Juice Processing Industry in India, Apple Juice Processing Projects, New project profile on Apple Juice Processing industries, Project Report on Plum Juice Processing Industry, Detailed Project Report on Plum Juice Processing, Project Report on Peach Juice Production, Pre-Investment Feasibility Study on Peach Juice Production, Techno-Economic feasibility study on Plum Juice Processing, Feasibility report on Peach Juice Production, Free Project Profile on Apple Juice Processing, Project profile on Plum Juice Processing, Download free project profile on Peach Juice Production, Great Opportunity for Startup, Small Start-up Business Project, Project report for bank loan, Project report for bank finance, Project report format for bank loan in excel, Excel Format of Project Report and CMA Data, Project Report Bank Loan Excel, Detailed Project Plan Report

**Niir Project Consultancy Services (NPCS)
can provide Detailed Project Report on
Fruit Juice (Apple, Plum and Peach)
Processing Plant.
Fruit Juice Factory & Production.
Profitable Business Idea**

See more

<https://goo.gl/aW6UZ3>

<https://goo.gl/o4eZDz>

<https://goo.gl/joxxqC>

<https://goo.gl/1DKje7>



Visit us at

www.entrepreneurindia.co



www.entrepreneurindia.co

**Take a look at
Niir Project Consultancy Services
on #Street View**

<https://goo.gl/VstWkd>

*Locate us on
Google Maps*

<https://goo.gl/maps/BKkUtq9gevT2>

OUR CLIENTS

Our inexhaustible Client list includes public-sector companies, Corporate Houses, Government undertaking, individual entrepreneurs, NRI, Foreign investors, non-profit organizations and educational institutions from all parts of the World. The list is just a glimpse of our esteemed & satisfied Clients.

Click here to take a look

<https://goo.gl/G3ICjV>

Free Instant Online Project Identification & Selection Search Facility

Selection process starts with the generation of a product idea. In order to select the most promising project, the entrepreneur needs to generate a few ideas about the possible projects.

Here's we offer a best and easiest way for every entrepreneur to searching criteria of projects on our website www.entrepreneurindia.co that is "Instant Online Project Identification and Selection"

NPCS Team has simplified the process for you by providing a "Free Instant Online Project Identification & Selection" search facility to identify projects based on multiple search parameters related to project costs namely: Plant & Machinery Cost, Total Capital Investment, Cost of the project, Rate of Return% (ROR) and Break Even Point % (BEP). You can sort the projects on the basis of mentioned pointers and identify a suitable project matching your investment requisites.

Click here to go

<http://www.entrepreneurindia.co/project-identification>

Contact us

NIIR PROJECT CONSULTANCY SERVICES

106-E, Kamla Nagar, Opp. Spark Mall,
New Delhi-110007, India.

Email: npcs.ei@gmail.com , info@entrepreneurindia.co

Tel: +91-11-23843955, 23845654, 23845886, 8800733955

Mobile: +91-9811043595

Fax: +91-11-23845886

Website : www.entrepreneurindia.co , www.niir.org

Take a look at NIIR PROJECT CONSULTANCY SERVICES on #StreetView

<https://goo.gl/VstWkd>





Niir Project Consultancy Services

An ISO 9001:2015 Company



Who are we?

- *One of the leading reliable names in industrial world for providing the most comprehensive technical consulting services*
- *We adopt a systematic approach to provide the strong fundamental support needed for the effective delivery of services to our Clients' in India & abroad*



We at NPCS want to grow with you by providing solutions scale to suit your new operations and help you reduce risk and give a high return on application investments. We have successfully achieved top-notch quality standards with a high level of customer appreciation resulting in long lasting relation and large amount of referral work through technological breakthrough and innovative concepts. A large number of our Indian, Overseas and NRI Clients have appreciated our expertise for excellence which speaks volumes about our commitment and dedication to every client's success.



We bring deep, functional expertise, but are known for our holistic perspective: we capture value across boundaries and between the silos of any organization. We have proven a multiplier effect from optimizing the sum of the parts, not just the individual pieces. We actively encourage a culture of innovation, which facilitates the development of new technologies and ensures a high quality product.



What do we offer?

- *Project Identification*
- *Detailed Project Reports/Pre-feasibility Reports*
- *Market Research Reports*
- *Business Plan*
- *Technology Books and Directory*
- *Industry Trend*
- *Databases on CD-ROM*
- *Laboratory Testing Services*
- *Turnkey Project Consultancy/Solutions*
- *Entrepreneur India (An Industrial Monthly Journal)*

How are we different ?

- *We have two decades long experience in project consultancy and market research field*
- *We empower our customers with the prerequisite know-how to take sound business decisions*
- *We help catalyze business growth by providing distinctive and profound market analysis*
- *We serve a wide array of customers , from individual entrepreneurs to Corporations and Foreign Investors*
- *We use authentic & reliable sources to ensure business precision*

Our Approach

Requirement collection

Thorough analysis of the project

Economic feasibility study of the Project

Market potential survey/research

Report Compilation

Contact us

NIIR PROJECT CONSULTANCY SERVICES

106-E, Kamla Nagar, Opp. Spark Mall,
New Delhi-110007, India.

Email: npcs.ei@gmail.com , info@entrepreneurindia.co

Tel: +91-11-23843955, 23845654, 23845886, 8800733955

Mobile: +91-9811043595

Fax: +91-11-23845886

Website : www.entrepreneurindia.co , www.niir.org

Take a look at NIIR PROJECT CONSULTANCY SERVICES on #StreetView

<https://goo.gl/VstWkd>



Follow us



➤ <https://www.linkedin.com/company/niir-project-consultancy-services>



➤ <https://www.facebook.com/NIIR.ORG>



➤ <https://www.youtube.com/user/NIIRproject>



➤ <https://plus.google.com/+EntrepreneurIndiaNewDelhi>



➤ https://twitter.com/npcs_in



➤ <https://www.pinterest.com/npcsindia/>





For more information, visit us at:

www.niir.org

www.entrepreneurindia.co



www.entrepreneurindia.co